



DESCRIPTION **2021 / 9510E IS350 4-DR SEDAN**
 COLOR **GRECIAN WATER**
 VIN **JTHGZ1B2XM5045723**
 FINAL ASSEMBLY POINT **TAHARA, AICHI, JAPAN**

Delivered by Truck to:
 N. PARK LEXUS AT DOMINION
 21531 IH-10 WEST
 SAN ANTONIO TX78257

STANDARD EQUIPMENT & INSTALLED OPTIONS

STANDARD FEATURES

- * 3.5-Liter V6 With 311 HP
- * 8-Speed Automatic transmission
- * Rear Wheel Drive
- * Drive Mode Select (ECO, Normal, Sport & Snow)
- * Steering Wheel Mounted Paddle Shifters
- * Lexus Safety System+2.5, Pre-Collision System w/Pedestrian Detection, All Speed-Dynamic Radar Cruise Control; Lane Tracing Assist, Lane Departure Alert w/Steering Assist, Intelligent High Beam Headlamps & Road Sign Assist
- * Blind Spot Monitor With Rear Cross Traffic Alert
- * SmartAccess with Push-Button Start/Stop
- * Auto On/Off LED Low and High Beam Headlamps with Daytime Running Lights (DRL)
- * Lexus Enform Safety Connect (3-Year Trial Incld)
- * Lexus Enform Service Connect (Included for the First 10 years of ownership)
- * Lexus Multimedia System with 8.0-in Touchscreen Display, 10-Speaker Lexus Premium Sound System And Voice Command
- * Apple CarPlay and Android Auto Compatibility
- * Lexus Enform Wi-Fi, 4GB (3-Month Trial Included)
- * Lexus Enform Remote (3-Year Trial Included)

- Compatible w/ Smartphone, Smart Watch, Devices Enabled with Google Assistant, or Amazon Alexa
- * SiriusXM Satellite Radio (3-Month Trial Included)
- * Rain Sensing Wipers
- * First Aid Kit
- * Carpet Floor Mats
- * F SPORT Features:
- * 10-Way Driver & 8-Way Passenger F SPORT Bolstered Front Heated and Ventilated Power Seats
- * F SPORT Suspension Tuning
- * 19-in Staggered-Width Alloy Wheels With Dark Metallic Finish
- * Black Geometric Film Interior Trim
- * F SPORT Exterior Styling
- * F SPORT Moveable Meter
- * Rear Spoiler

MANUFACTURER'S SUGGESTED RETAIL PRICE

- ** Intuitive Parking Assist with Auto Braking and Rear Cross-Traffic Braking 565.00
- ** Navigation System: 1,670.00
 10.3-in Touchscreen Multimedia Display, Lexus Enform Dynamic Navigation (3-Year Trial Included), Dynamic Voice Command (10-Year Trial Included), and Lexus Enform Destination Assist (3-Year Trial Included)
- ** Power Tilt-and-Slide Moonroof 1,100.00
- ** Performance Exhaust 1,700.00
- ** Trunk Mat/Cargo Net/Whl Locks/Rr Bumper 390.00

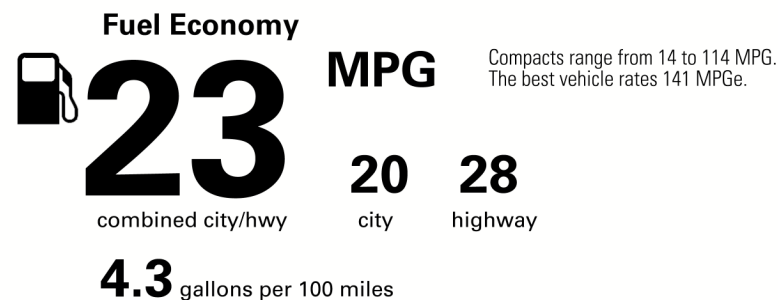
\$42,950.00

Not Original - Copy

Created on 2021-06-17 16:42:47 (UTC)

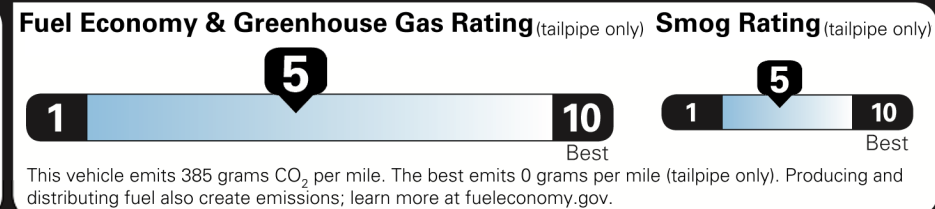
EPA DOT Fuel Economy and Environment

Gasoline Vehicle



You spend \$3,000
 more in fuel costs over 5 years compared to the average new vehicle.

Annual fuel cost \$2,100

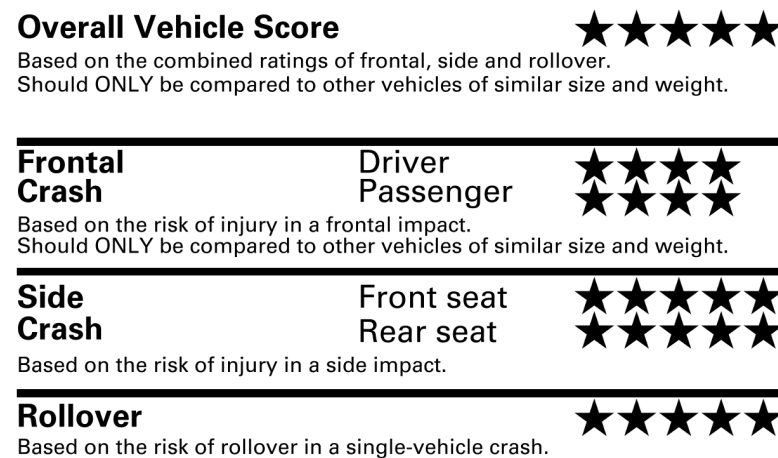


Actual results will vary for many reasons, including driving conditions and how you drive and maintain your vehicle. The average new vehicle gets 27 MPG and costs \$7,500 to fuel over 5 years. Cost estimates are based on 15,000 miles per year at \$3.25 per gallon. MPGe is miles per gasoline gallon equivalent. Vehicle emissions are a significant cause of climate change and smog.

fueleconomy.gov
 Calculate personalized estimates and compare vehicles



GOVERNMENT 5-STAR SAFETY RATINGS



Star ratings range from 1 to 5 stars (★★★★★) with 5 being the highest.

Source: National Highway Traffic Safety Administration (NHTSA)
 www.safercar.gov or 1-888-327-4236

SUB-TOTAL \$48,375.00
 DELIVERY, PROCESSING AND HANDLING FEE 1,025.00
 TOTAL **\$49,400.00**

APPLICABLE FEDERAL TAXES NOT INCLUDED

Manufacturer's suggested retail price includes manufacturer's recommended pre-delivery service.

License and title fees, state, local and applicable federal taxes, and dealer installed options and accessories are not included in the manufacturer's suggested retail price.

LEXUS NEW VEHICLE LIMITED WARRANTY
 * 4YR / 50000 mile basic coverage
 * 6YR / 70000 mile powertrain coverage
 * 6YR / Unlimited mile corrosion perforation warranty

See your Warranty and Services Guide for details.

LEXUS IS PLEASED TO OFFER THE FOLLOWING OWNER SUPPORT PACKAGE WITH EACH NEW LEXUS
 * 24 hour, 365 day/yr. roadside assistance plan
 * Complimentary 1st and 2nd scheduled maintenance services
 * Lodging for emergency breakdown 100 miles from home

An extended service contact may be available for this vehicle. Ask dealer for details

LML1E2N2S0F0W0

168C42 388 FT -3142R L017

