



DESCRIPTION 2022 / 9420C RX 350 FWD SUV  
COLOR EMINENT WHITE PEARL  
VIN 2T2HZMAAXNC241368  
FINAL ASSEMBLY POINT CAMBRIDGE, ONTARIO, CANADA

Dealer Name / Address:  
TMS - LEXUS (LCCS)  
SOUTHERN AREA  
11540 GREAT OAKS WAY  
ALPHARETTA GA30022

Delivered by Truck to:  
N. PARK LEXUS/SAN ANTONIO  
611 LOCKHILL-SELMA  
SAN ANTONIO TX78216

STANDARD EQUIPMENT UNLESS REPLACED BY INSTALLED OPTIONS

- Powertrain**
- \* 3.5 Liter 295 HP V6 Engine
  - \* 8-Speed Automatic Transmission w/Paddle Shifters
  - \* Drive Mode Select
- Exterior**
- \* 18" Aluminum Alloy Wheels
  - \* Tire-Specific Pressure Monitoring System
  - \* Bi-LED Headlamps
  - \* LED Taillamps, Illuminated Door Handles, and Daytime Running Lights
  - \* Rain Sensing Wipers
- Safety**
- \* 10 Airbags, Brake Assist, Smart Stop Technology
  - \* Lexus Safety System+ 2.0: Lane Tracing Assist, Road Sign Assist, Pre-Collision System with Pedestrian Detection, Dynamic Radar Cruise Control, Lane Departure Alert with Steering Assist, and Intelligent High Beam Headlamps
  - \* Blind Spot Monitor and Rear Cross Traffic Alert
- Connected Services**
- \* Lexus Enform Safety Connect, Service Connect, Remote, Wi-Fi Trials. 4G network dependent. See Lexus.com for details

- Multimedia**
- \* Apple CarPlay/Android Auto/Amazon Alexa Compatible
  - \* SiriusXM 3-Month Platinum Trial
  - \* 9 speaker Lexus Multimedia System/6 USB Ports
  - \* 8" Touch Screen with Remote Touchpad
  - \* 4.2" Color Multi-Information Display
- Interior**
- \* Auto Dual Zone Climate Control Sys w/Rear Vents
  - \* Power NuLuxe-trimmed Front Seats
  - \* Power Tilt-and-Telescopic Steering Column
  - \* Reclining/Sliding 40/20/40 Split Rear Seat
  - \* Power Back Door
  - \* Rear View Mirror - Auto Dimming, HomeLink Garage Door Opener
  - \* First Aid Kit / Carpet Floor Mats

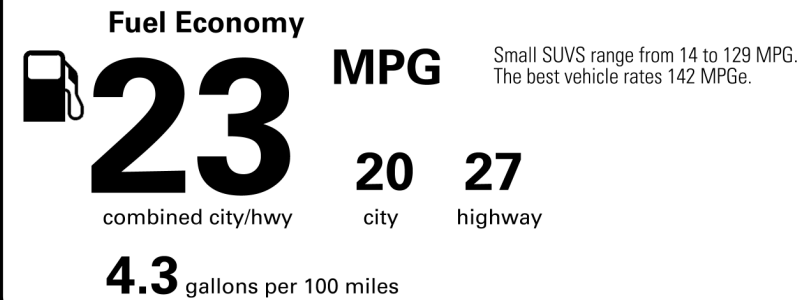
INSTALLED OPTIONS

MANUFACTURER'S SUGGESTED RETAIL PRICE	\$45,570.00
** Wireless Charger	200.00
** Fog Lamps	275.00
** 20" Dark Silver Alloy Wheels with Machined Finish	1,130.00
** Heated and Ventilated Front Seats	640.00
** Power Rear Door with Kick Sensor	150.00
** Premium Paint	500.00
** Premium Package Includes: Wood Trim, Driver Seat Memory, Exterior Mirror Memory, Steering Wheel Memory	480.00
** Intuitive Parking Assist and Rear Cross Traffic Braking	565.00
** Power Tilt/Slide Moonroof and Aluminum Roof Rails	1,350.00
** Wood & Leather Heated Steering Wheel	450.00
** Courtesy Delivery Sticker	-N/C-
** Cargo Mat/Cargo Net/Wheel Locks/Key Glove	325.00

Created on 2022-03-16 06:49:58 (UTC)

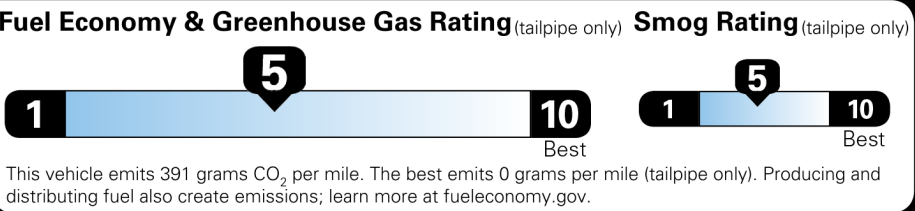
EPA DOT Fuel Economy and Environment

Gasoline Vehicle



You spend **\$1,250** more in fuel costs over 5 years compared to the average new vehicle.

Annual fuel cost **\$1,550**

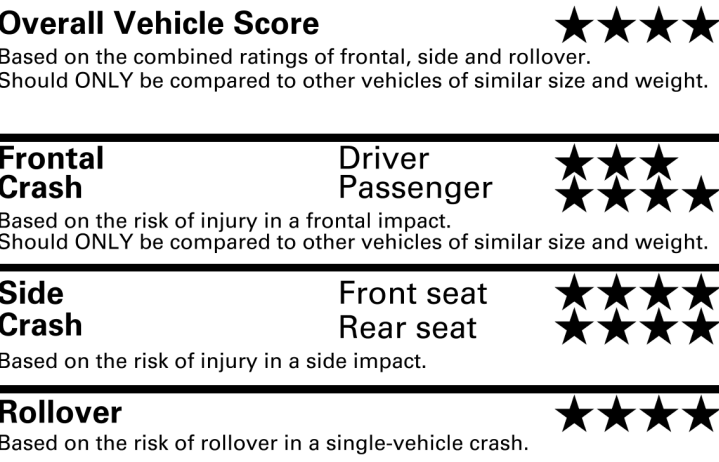


Actual results will vary for many reasons, including driving conditions and how you drive and maintain your vehicle. The average new vehicle gets 27 MPG and costs \$6,500 to fuel over 5 years. Cost estimates are based on 15,000 miles per year at \$2.35 per gallon. MPGe is miles per gasoline gallon equivalent. Vehicle emissions are a significant cause of climate change and smog.

fueleconomy.gov Calculate personalized estimates and compare vehicles



GOVERNMENT 5-STAR SAFETY RATINGS



Star ratings range from 1 to 5 stars (★★★★★) with 5 being the highest. Source: National Highway Traffic Safety Administration (NHTSA) www.safercar.gov or 1-888-327-4236

SUB-TOTAL \$51,635.00  
DELIVERY, PROCESSING AND HANDLING FEE 1,075.00  
TOTAL **\$52,710.00**

APPLICABLE FEDERAL TAXES NOT INCLUDED

Manufacturer's suggested retail price includes manufacturer's recommended pre-delivery service.

License and title fees, state, local and applicable federal taxes, and dealer installed options and accessories are not included in the manufacturer's suggested retail price.

**LEXUS NEW VEHICLE LIMITED WARRANTY**

- \* 4YR / 50000 mile basic coverage
- \* 6YR / 70000 mile powertrain coverage
- \* 6YR / Unlimited mile corrosion perforation warranty

See your Warranty and Services Guide for details.

**LEXUS IS PLEASED TO OFFER THE FOLLOWING OWNER SUPPORT PACKAGE WITH EACH NEW LEXUS**

- \* 24 hour, 365 day/yr. roadside assistance plan
- \* Complimentary 1st and 2nd scheduled maintenance services
- \* Lodging for emergency breakdown 100 miles from home

An extended service contract may be available for this vehicle. Ask dealer for details.

LML2E2N1S0F0W0

220315710 L707

