



DESCRIPTION **2019 / 9300A GS350 4-DR SEDAN**
COLOR **EMINENT WHITE**
VIN **JTHBZ1BL8KA017099**
FINAL ASSEMBLY POINT **TOYOTA, AICHI, JAPAN**

Delivered by Truck to:
PARKER LEXUS
1 SHACKLEFORD WEST
LITTLE ROCK AR72211



STANDARD EQUIPMENT & INSTALLED OPTIONS

PERFORMANCE FEATURES

- * 3.5 liter V6 with direct injection & port fuel injection, 311 hp, 280 lb-ft torque
- * 8-speed automatic transmission with steering wheel mounted paddle shifters
- * Drive Mode Select with Eco/Normal & Sport Modes
- * Front independent double-wishbone and independent multi-link rear suspension
- * 18" 5-spoke alloy wheels w/235/45R18 Tires
- * Tire Pressure Monitor

SAFETY FEATURES

- * 10 Airbags: driver & front passenger: front, knee & side (6), rear side (2), side curtain (2)
- * Vehicle Dynamics Integrated Management (VDIM)
- * Vehicle Stability Control (VSC), Brake Assist (BA)
- * Electronic Brakeforce Distribution (EBD), Traction Control (TRAC), Anti-lock Braking System (ABS)
- * Lexus Safety System + : Pre-Collision System w/Ped Detection; All-Speed Dynamic Radar Cruise Control; Intelligent high-beam headlamps; Lane Departure Alert w/Steering Assist & Lane Keep Assist
- * Bi-LED Dynamic Auto-Leveling Headlamps
- * LED Daytime Running Lamps
- * Blind Spot Monitor with Rear Cross Traffic Alert
- * Backup monitor

LUXURY AND CONVENIENCE FEATURES

- * Navigation w/12.3" screen & single DVD/CD
- * Remote Touch interface controller
- * Voice Command, Siri Eyes Free
- * Lexus Enform Safety Connect and Service Connect Complimentary for the First 10-Years of Ownership
- * Lexus Enform Remote (1-Year Trial Included) w/ Smart Watch & Alexa Skill integration
- * SiriusXM Satellite Radio (3-Month Trial)
- * Lexus Enform Destination Assist (1-Year Trial)
- * Rain-sensing wipers, power rear sunshade
- * Power tilt/slide moonroof w/one-touch-open/close
- * Auto-Dimming inside/outside rearview mirrors
- * Power folding exterior mirrors
- * Genuine interior wood-trim
- * Leather-wrapped steering wheel & shift knob
- * Power tilt & telescopic steering column with Automatic tilt-away
- * Perforated leather trim Int. w/driver memory sys
- * 10-way power-adjustable heated & ventilated front seats
- * Smart Access with push-button Start/Stop
- * Dual-zone automatic climate control, automatic recirculation with smog sensor & air filter
- * Premium carpet floor mats

MANUFACTURER'S SUGGESTED RETAIL PRICE

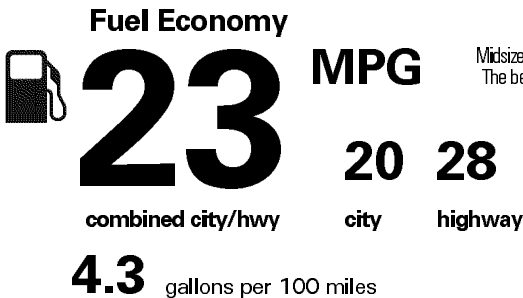
- | | |
|-----------------------------------|--------|
| ** 19" Split 5-spoke Alloy Wheels | 660.00 |
| ** One-Touch Power Trunk | 400.00 |
| ** Intuitive Park Assist | 500.00 |
| ** Illuminated Door Sills | 425.00 |
| ** Rear Lip Spoiler | 395.00 |

\$50,995.00

EPA DOT Fuel Economy and Environment



Gasoline Vehicle

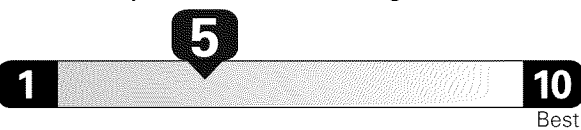


Midsize Cars range from 14 to 136 MPG.
The best vehicle rates 136 MPGe.

You spend
\$ 2,750
more in fuel costs
over 5 years
compared to the
average new vehicle.

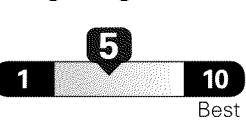
Annual fuel cost
\$ 1,950

Fuel Economy & Greenhouse Gas Rating (tailpipe only)



This vehicle emits 388 grams CO2 per mile. The best emits 0 grams per mile (tailpipe only). Producing and distributing fuel also create emissions; learn more at fueleconomy.gov.

Smog Rating (tailpipe only)



Actual results will vary for many reasons, including driving conditions and how you drive and maintain your vehicle. The average new vehicle gets 27 MPG and costs \$7,000 to fuel over 5 years. Cost estimates are based on 15,000 miles per year at \$3.00 per gallon. MPGe is miles per gasoline gallon equivalent. Vehicle emissions are a significant cause of climate change and smog.

fueleconomy.gov

Calculate personalized estimates and compare vehicles



Smartphone
QR Code



GOVERNMENT 5-STAR SAFETY RATINGS

This vehicle has not been rated by the government for overall vehicle score, frontal crash, side crash or rollover risk.

Star ratings range from 1 to 5 stars (★★★★★) with 5 being the highest.
Source: National Highway Traffic Safety Administration (NHTSA)
www.safercar.gov or 1-888-327-4236

SUB-TOTAL **\$53,375.00**

DELIVERY, PROCESSING AND HANDLING FEE **1,025.00**

TOTAL **\$54,400.00**

APPLICABLE FEDERAL TAXES NOT INCLUDED

Manufacturer's suggested retail price includes manufacturer's recommended pre-delivery service.
License and title fees, state, local and applicable federal taxes, and dealer installed options and accessories are not included in the manufacturer's suggested retail price.
LEXUS NEW VEHICLE LIMITED WARRANTY Limited warranty coverage highlights include * 4YR / 50000 mile basic coverage * 6YR / 70000 mile powertrain coverage * 6YR / Unlimited mile corrosion perforation warranty See your Warranty and Services Guide for details.
LEXUS IS PLEASED TO OFFER THE FOLLOWING OWNER SUPPORT PACKAGE WITH EACH NEW LEXUS * 24 hour, 365 day/yr. roadside assistance plan * Complimentary 1st and 2nd scheduled maintenance services * Lodging for emergency breakdown 100 miles from home
An extended service contract may be available for this vehicle. Ask dealer for details

586 H3713 R L571

